



佛山市国星光电股份有限公司

FOSHAN NATIONSTAR OPTOELECTRONICS CO.,LTD

产品规格书

SPECIFICATION

顾客名称 Customer		产品名称 Product	TOP LED
顾客型号 Customer Type		产品型号 Type	FM-TP3528WxS-460QH1-R809-AX-3
顾客部品号 Customer No.		版本号 Version NO	通用版 A0




研发中心 Research & Development Center			客户 (加盖公章) Customer (Stamp)
制定 DRAW	审核 CHECK	批准 APPROVE	确认 CONFIRM
发放日期 (Release Date): 2020-08-07			

FM-TP3528WxS-460QH1-R809-AX-3TOP Light Emitting Diode

技术数据表 Technical Data Sheet

本产品主要作为信号指示及照明的电子元件广泛应用于各类使用表面贴装结构的电子产品中。本产品也广泛用于各类室内外的装饰照明。

This product is generally used as indicator and luminary for electronic equipment. And it also be widely used for indoor and outdoor decorative lighting.



特性:

➤ 管芯材料: InGaN
Material: InGaN

发光颜色: 白光
Emitting Color: White

Features:

➤ 封装材料: 硅树脂
Encapsulation: Silicone

➤ 焊接方法: 无铅回流焊

Soldering methods: Pb-Free reflow soldering

➤ 光强高, 功耗低, 可靠性好, 寿命长

High Luminous Intensity, Low Power Dissipation, good Reliability and Long Life

➤ 符合欧盟公布的 ROHS 指令要求

Complied With ROHS Directive

目录

Catalogue

电性参数	3
Electrical Characteristics	3
典型特性曲线.....	5
Typical Characteristics Curves	5
可靠性试验	6
Reliability Test Items And Conditions	6
外形尺寸	7
Outline Dimension	7
包装.....	8
Packaging.....	8
焊接指导	10
Guideline for Soldering	10
使用注意事项.....	12
Precautions.....	12
附录: 分档标准、色度坐标图	15
Appendix: Grading Standard and Chromaticity Diagram	15

* 产品规格如因工艺改进而有所改变, 恕不另行通知。

*The Specifications of the product may be modified for improvement without notice.

电性参数

Electrical Characteristics

光电参数 (温度=25°C):

Electro-Optical Characteristics (Temperature=25°C):

产品型号MODEL	CRI Min.	CCT(K) Typ.	IF(mA)	VF(V)	Φv(lm) (L1 / L2 / L3)
FM-TP3528WNS-460QH1-R809-AX-3		6000	100	8.8-9.6	126-130 / 130-134 / 134-144
FM-TP3528WCS-460QH1-R809-AX-3	Ra>80	5000	100	8.8-9.6	126-130 / 130-134 / 134-144
FM-TP3528WDS-460QH1-R809-AX-3	&	4000	100	8.8-9.6	126-130 / 130-134 / 134-144
FM-TP3528WLS-460QH1-R809-AX-3	R9>0	3000	100	8.8-9.6	117-121 / 121-125 / 125-135
FM-TP3528WRS-460QH1-R809-AX-3		2700	100	8.8-9.6	112-116 / 116-120 / 120-130

* Luminous Flux (Φv) : ±7%, Forward Voltage (Vf) : ±0.1V, CRI Value : ±2;

极限参数 (温度=25℃):

Electro-Optical Characteristics (Temperature=25℃):

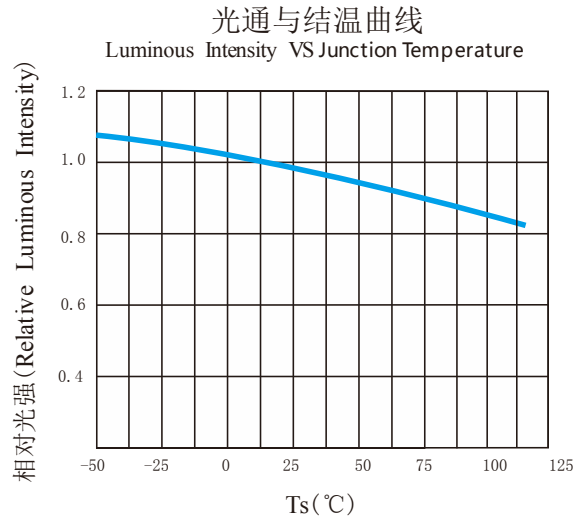
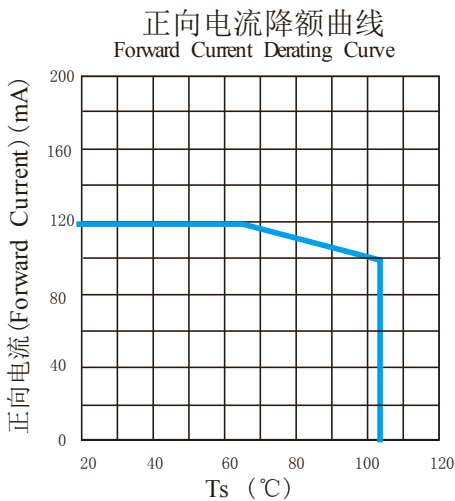
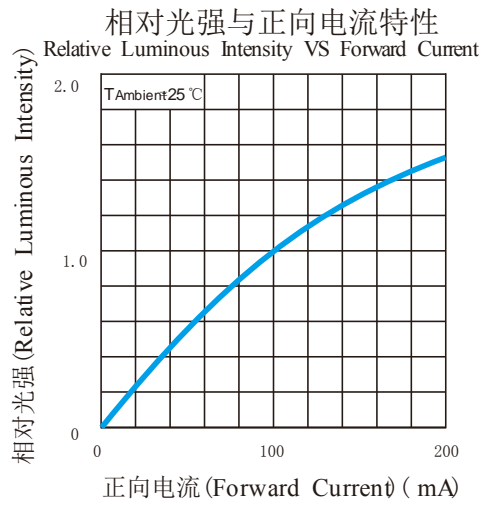
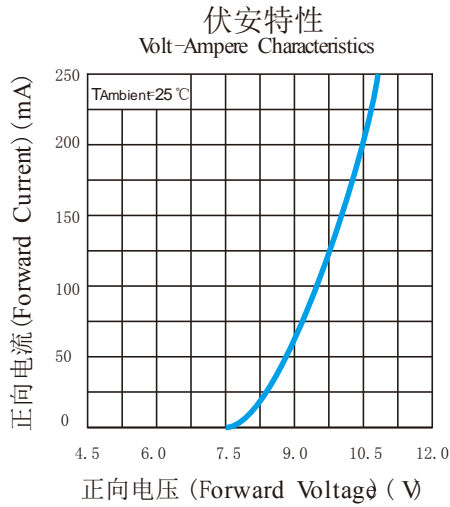
参数名称 Parameter	符号 Symbol	数值 Rating	单位 Unit
正向电流 Forward Current	IF	120	mA
正向脉冲电流*Pulse Forward Current*	IFP	200	mA
功耗 Power Dissipation	Pd	1152	mW
工作温度 Operating Temperature	Topr	-30 ~ +105	℃
储存温度 Storage Temperature	Tstg	-40 ~ +100	℃
焊点温度 Solder Temperature	Ts	105	℃
焊接温度 Welding temperature	Tsol	回流焊 Reflow soldering : 260 ℃ for 10 sec. 手工焊接 Manual welding : 350 ℃ for 3 sec.	
抗静电能力 Antistatic ability(HBM)	ESD	>2000	V

* 注: 脉冲宽度≤0.1ms, 占空比≤1/10

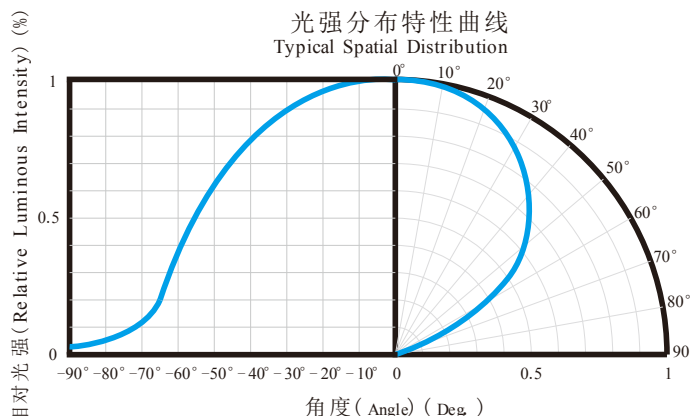
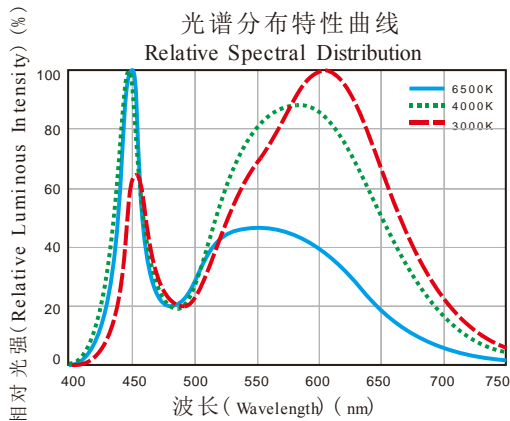
* Note: Pulse width≤0.1ms, Duty≤1/10

典型特性曲线

Typical Characteristics Curves



Note: The median lifetime (L70/B50) for Ts=115°C is 2000h.



可靠性试验

Reliability Test Items And Conditions

实验项目 Test Items	参考标准 Reference	实验条件 Test Conditions	时间 Time	样品数 Quantity	判据 Criterion
冷热冲击 Thermal Shock	MIL-STD-202G	-40(30min)←→ 100℃(30min)	100 cycles	22	0/22
湿热循环 Temperature And Humidity Cyclic	JEITA ED-4701 200 203	-10℃~65℃, 0%~ 90%RH 24hrs	10 cycles	22	0/22
高温储存 High Temperature Storage	JEITA ED-4701 100 103	Ta=100℃	1000h	22	0/22
低温储存 Low Temperature Storage	JEITA ED-4701 200 202	Ta=-40℃	1000h	22	0/22
高温高湿储存 High Temperature High Humidity Storage	JEITA ED-4701 100 103	Ta=60℃, RH=90%	1000h	22	0/22
常温寿命试验 Room Temperature Life Test	JESD22-A108D	Ta=25℃, IF=100mA	1000h	22	0/22
高温寿命 High Temperature Life Test	JESD22-A108D	Ta=85℃, IF=100mA	1000h	22	0/22
耐焊接热 Resistance to Soldering Heat	JEITA ED-4701 300 301	Tsol*=260℃, 10secs	3 times	22	0/22

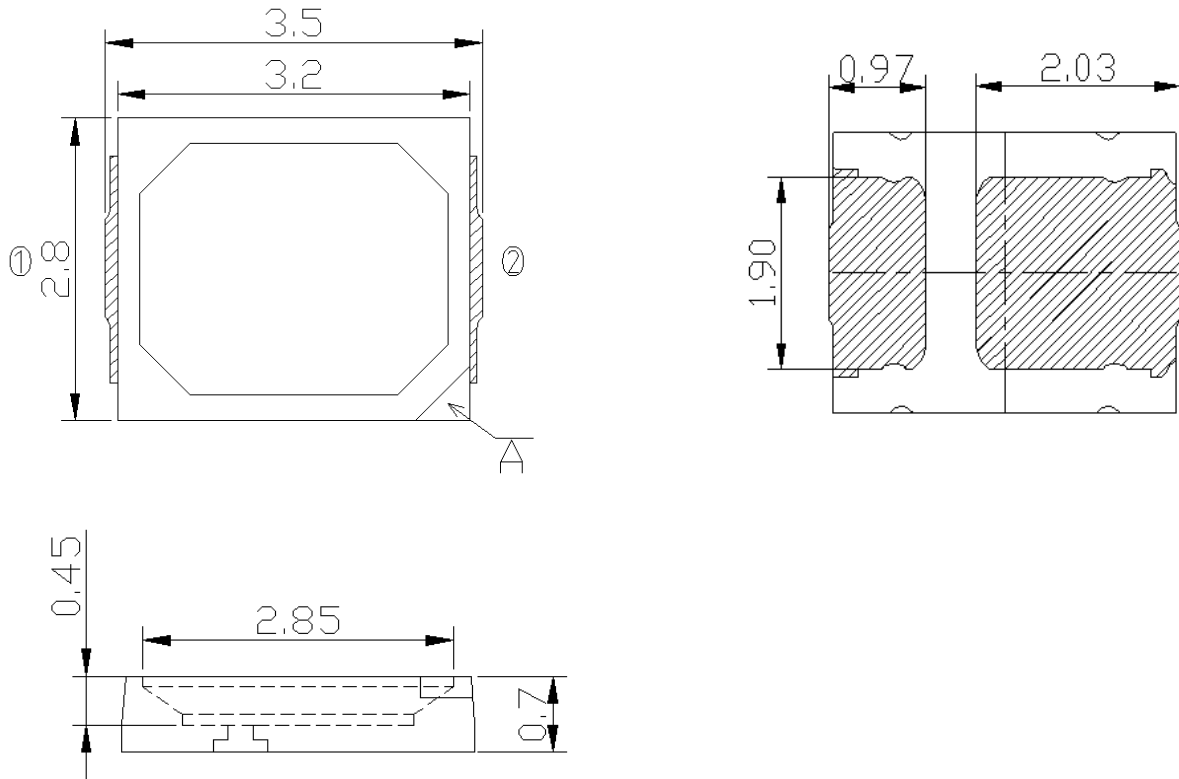
失效判断标准 Criteria For Judging Damage:

测试项目 Test Items	符号 Symbol	测试条件 Test Conditions	判定标准 Criteria For Judging Damage
正向电压 Forward Voltage	V _F	I _F = I _{FT}	初始值±10% Initial Data±10%
光通 Luminous Flux	Φ _V	I _F = I _{FT}	平均 Φ _V 衰减≤30%，单个 Φ _V 衰减≤50% Average Φ _V degradation≤30%; Single LED Φ _V degradation≤50%
耐焊接热 Resistance to Soldering Heat	/	Tsol=260℃	材料无内部裂痕、无材料间爆裂、剥离、无死灯。 Material without internal cracks, no material between stripped, no deaded light.

* 注: Tsol-锡液温度 * Note: Tsol-Temperature of tin liquid.

外形尺寸

Outline Dimension



极性 Polarity

① 正极

② 负极

Note:

A : 缺口标志

A : Nick Mark

单位 : mm , 未注公差 : ±0.1 mm

All dimensions in mm.

Tolerances unless mentioned is ±0.1 mm.

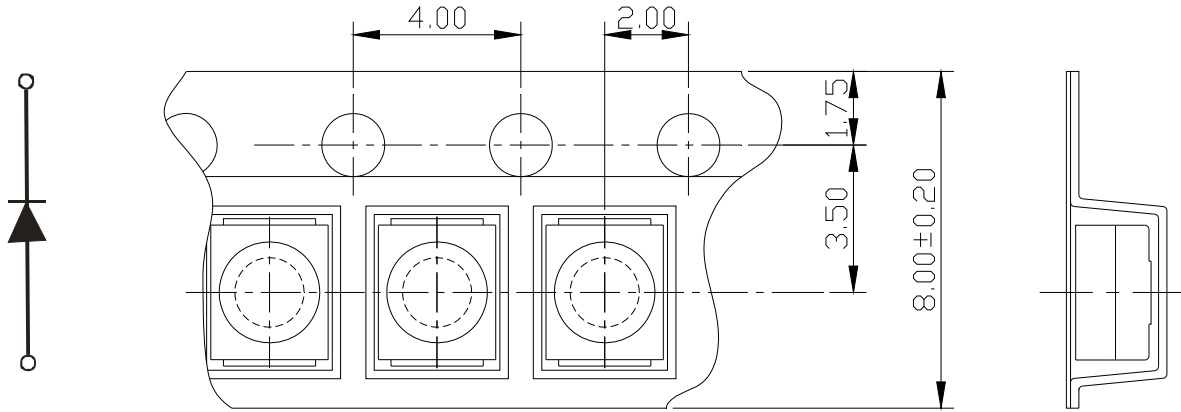
焊盘图样仅供参考, 以产品为准

Solder pattern is for reference only, accurate design please refer to product

包装

Packaging

◇ 载带 Carrier Tape

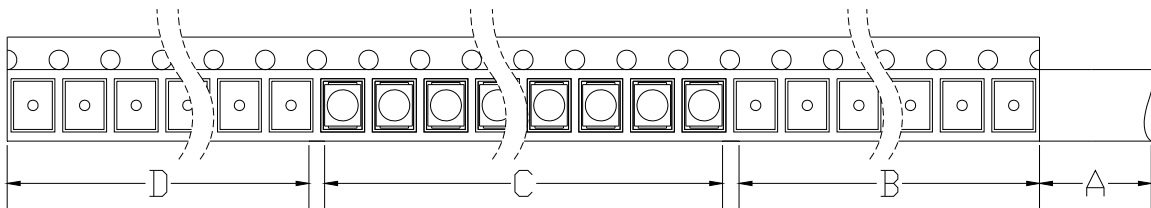


单位: mm, 未注公差: ±0.1 mm

All dimensions in mm, tolerances unless mentioned is ±0.1 mm.

◇ 编带细节 Details Of Carrier Tape

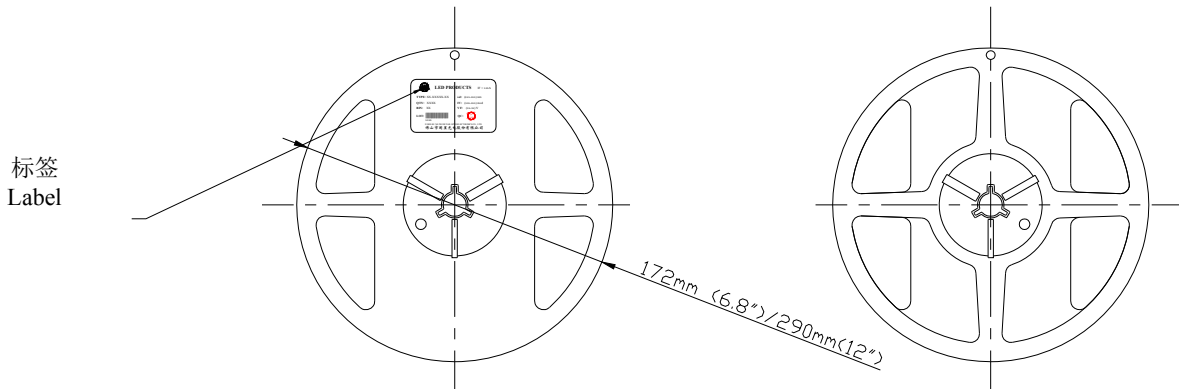
前进方向 Progressive Direction →



A: 盖带, 300 mm; B: 引导, 空带, 200mm; C: 编载产品 3000/12000 只; D: 尾部, 空带, 200mm
 A: Top Cover Tape, 300mm; B: Leader, Empty, 200mm; C: 3000/12000 Lamps Loaded; D: Trailer, Empty, 200mm.

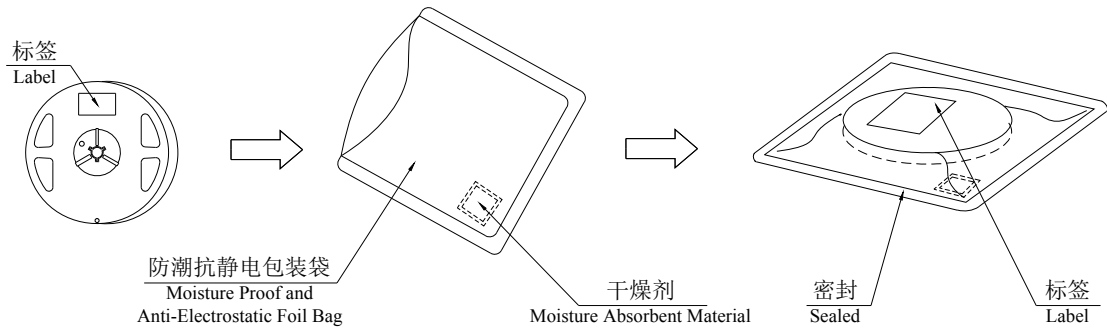
◇ 带盘 Reel Dimension

前进方向 Progressive Direction →

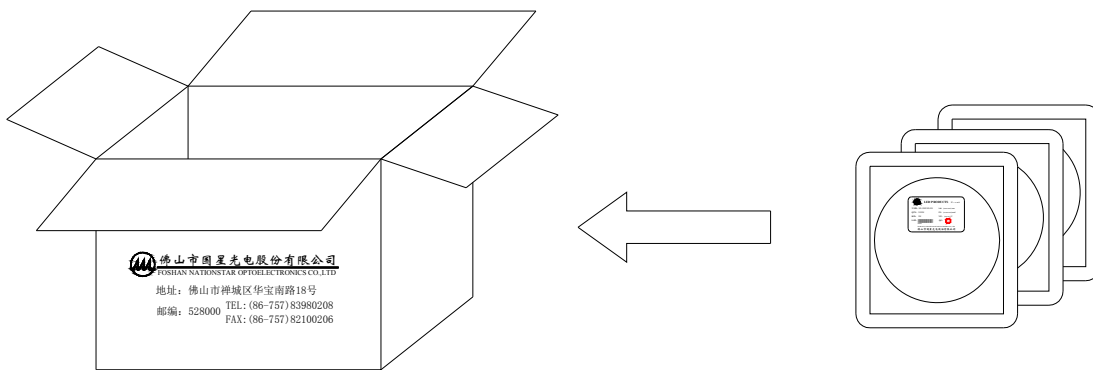


标签
Label

◇ 防潮抗静电真空包装 Moisture Proof and Anti-Electrostatic Foil Bag



◇ 外包装箱 Cardboard Box



◇ 标签说明 Label Explanation

TYPE : 产品型号 Product model

QTY : 数量 Quantity

BIN : 分档 Rank

SC : 生产编码 Production code

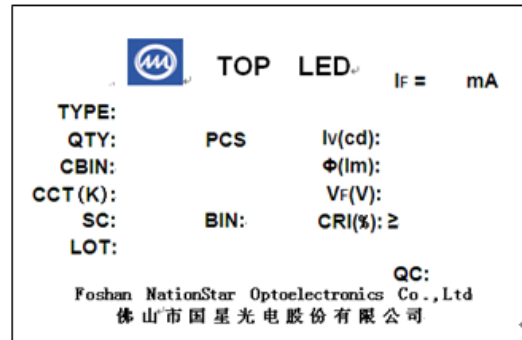
LOT : 批号 Lot Number

Color Bin : 色区 Color Region

Φ : 光通范围 Luminous Range

VF : 正向电压范围 Forward Voltage

IF : 测试电流 Test Current



备注：标签模板仅供参考，请以实际参数为准！

焊接指导

Guideline for Soldering

1. 使用烙铁人手焊接

Hand Soldering

推荐使用功率低于 20W 的烙铁，焊接时烙铁的温度必须保持在 360℃ 以下，且每个电极只能进行一次焊接，每次焊接的持续时间不得超过 3 秒。

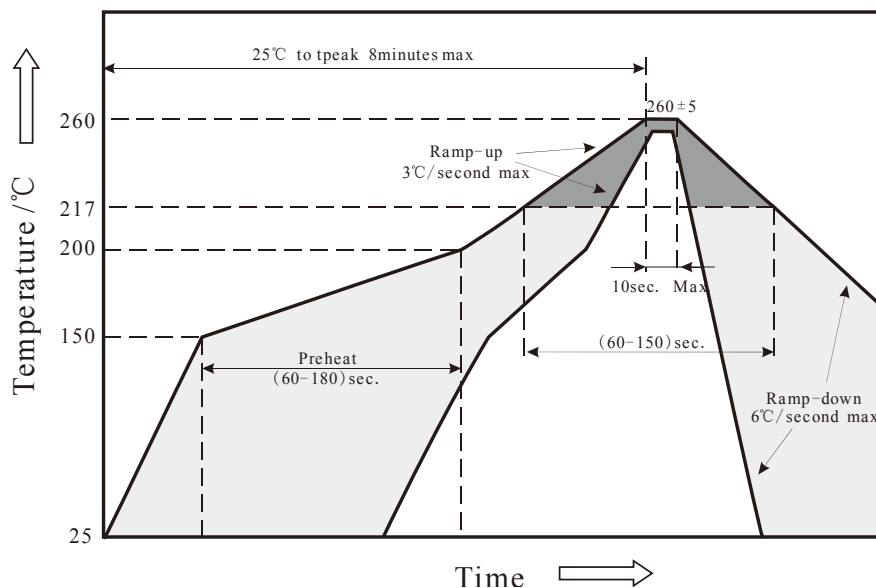
人手焊接过程中的不慎操作易引起 LED 产品的损坏，应当小心谨慎。

A soldering iron of less than 20W is recommended to be used in Hand Soldering. Please keep the temperature of the soldering iron under 360℃ while soldering. Each terminal of the LED is to go for less than 3 second and for one time only.

Be careful because the damage of the product is often started at the time of the hand soldering.

2. 回流焊接：推荐使用以下无铅回流焊接温度图进行。

Reflow Soldering: Use the conditions shown in the under Figure of Pb-Free Reflow Soldering.



- 回流焊接最多只能进行两次。

Reflow soldering should not be done more than two times.

- 在回流焊接升温过程中，请不要对 LED 施加任何压力。

Stress on the LEDs should be avoided during heating in soldering process.

- 在焊接完成后，待产品温度下降到室温之后，再进行其他处理。

After soldering, do not deal with the product before its temperature drop down to room temperature.

3. 清洗:

Cleaning

在焊接后推荐使用酒精进行清洗，在温度不高于 30℃ 的条件下持续 3 分钟，不高于 50℃ 的条件下持续 30 秒。使用其他类似溶剂清洗前，请先确认使用的溶剂不会对 LED 的封装和环氧树脂部分造成损伤。

超声波清洗也是有效的方法，一般最大功率不应超过 300W，否则可能对 LED 造成损伤。请根据具体的情况预先测试清洗条件是否会对 LED 造成损伤。

It is recommended that alcohol be used as a solvent for cleaning after soldering. Cleaning is to go under 30°C for 3 minutes or 50°C for 30 seconds. When using other solvents, it should be confirmed beforehand whether the solvents will dissolve the package and the resin or not.

Ultrasonic cleaning is also an effective way for cleaning. But the influence of Ultrasonic cleaning on LED depends on factors such as ultrasonic power. Generally, the ultrasonic power should not be higher than 300W. Before cleaning, a pre-test should be done to confirm whether any damage to LEDs will occur.

*** 注意:** 此一般指导原则并不适用于所有 PCB 设计和焊接设备的配置。具体工艺受到诸多因素的影响，请根据特定的 PCB 设计和焊接设备来确定焊接方案。

*** Note:** This general guideline may not apply to all PCB designs and configurations of all soldering equipment. The technique in practice is influenced by many factor, it should be specialized base on the PCB designs and configurations of the soldering equipment.

使用注意事项

Precautions

1. 贮存:

Storage

- 本产品使用密封防潮抗静电袋包装，并附有干燥剂，未开封的产品有一年的保存时间。

Moisture proof and anti-electrostatic package with moisture absorbent material is used, to keep moisture to a minimum.

- 开封前，产品须存放在温度不高于 30℃，湿度不高于 80%RH 的环境中。

Before opening the package, the product should be kept at 30℃ or less and humidity less than 80% RH, and be used within a year.

- 开封后，产品须存放在温度不高于 30℃，湿度不高于 10%RH 的环境中，且应该在 24 小时（1 天）内使用完。建议工作环境为温度不高于 30℃，湿度不高于 60%RH。

After opening the package, the product should be stored at 30℃ or less and humidity less than 10%RH, and be soldered within 24 hours (1 day). It is recommended that the product be operated at the workshop condition of 30℃ or less and humidity less than 60%RH.

- 对于尚未焊接的 LED，如果吸湿剂或包装失效，或者产品没有符合以上有效存储条件，烘焙可以起到一定的性能恢复效果。烘焙条件：(60±5)℃，持续 24 小时。

If the moisture absorbent material has fade away or the LEDs have exceeded the storage time, baking treatment should be performed based on the following condition: (60±5)℃ for 24 hours.

2. 静电:

Static Electricity

静电和电涌会导致产品特性发生改变，例如正向电压降低等，如果情况严重甚至会损毁产品。所以在使用时必须采取有效的防静电措施。

所有相关的设备和机器都应该正确接地，同时必须采取其他防止静电和电涌的措施。

使用防静电手环，防静电垫子，防静电工作服、工作鞋、手套，防静电容器，都是有效的防止静电和电涌的措施。

Static electricity or surge voltage damages the LEDs. Damaged LEDs will show some unusual characteristic such as the forward voltage becomes lower, or the LEDs do not light at the low current. even not light.

All devices, equipment and machinery must be properly grounded. At the same time, it is recommended that wrist bands or anti-electrostatic gloves, anti-electrostatic containers be used when dealing with the LEDs.

3. 硫化:

Vulcanization

LED 硫化是由于环境中的硫进入支架内部与+1 价的银发生化学反应生成黑色 Ag_2S 的过程。该过程会导致支架镀银层的反光能力下降, 色温漂移和光衰严重, 很大程度上影响了产品性能。因此, 在使用时应注意采取相应的防硫措施, 如避免使用挥发性强的含硫物质, 避免接触含硫较高的物质。

LED curing is due to sulfur being in bracket and the +1 price of silver in the chemical reaction generated Ag_2S in the process. It will lead to the capacity of reflecting of silver layer reducing, light color temperature drift and serious decline, seriously affecting the performance of the product. So we should take corresponding measures to avoiding vulcanization, such as to avoid using sulphur volatile substances and keeping away from high sulphur content of the material.

4. 眼睛保护忠告:

Safety Advice For Human Eyes

LED 发光时, 请勿直视发光光源, 特别是对于一些光强较高的 LED, 强光可能伤害你的眼睛。

Viewing direct to the light emitting center of the LEDs, especially those of great Luminous Intensity will cause great hazard to human eyes. Please be careful.

5. 设计建议:

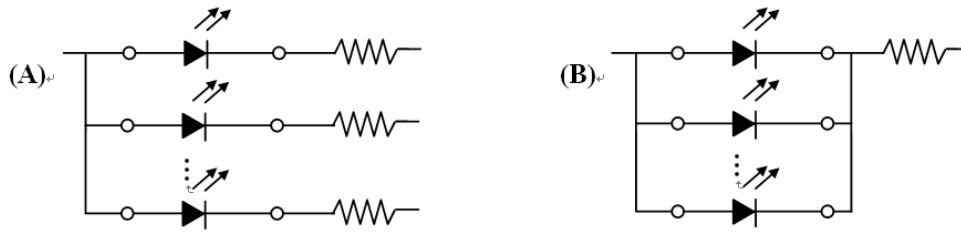
Design Consideration

设计电路时, 通过 LED 的电流不能超过规定的最大值, 同时, 还需使用保护电阻, 否则, 微小的电压变化将会引起较大的电流变化, 可能导致产品损毁。

建议使用以下 (A) 电路, 该电路能够很好的调节通过每个 LED 的电流; 不推荐使用 (B) 电路, 该电路在持续的电压驱动下, LED 的正向电压 (V_F) 发生变化, 电流会随之而发生变化, 可能使某些 LED 承受高于规定的电流值。

In designing a circuit, the current through each LED must not exceed the absolute maximum rating specified for each LED. In the meanwhile, resistors for protection should be applied, otherwise slight voltage shift will cause big current change, burn out may happen.

It is recommended to use Circuit A which regulates the current flowing through each LED rather than Circuit B. When driving LEDs with a constant voltage in Circuit B, the current through the LEDs may vary due to the variation in Forward Voltage (V_F) of the LEDs. In the worst case, some LED may be subjected to stresses in excess of the Absolute Maximum Rating.



LED 的特性容易因为自身的发热和环境的温度的改变而发生改变。温度的升高会降低 LED 的发光效率、影响发光颜色等，所以在设计时应充分考虑散热的问题。

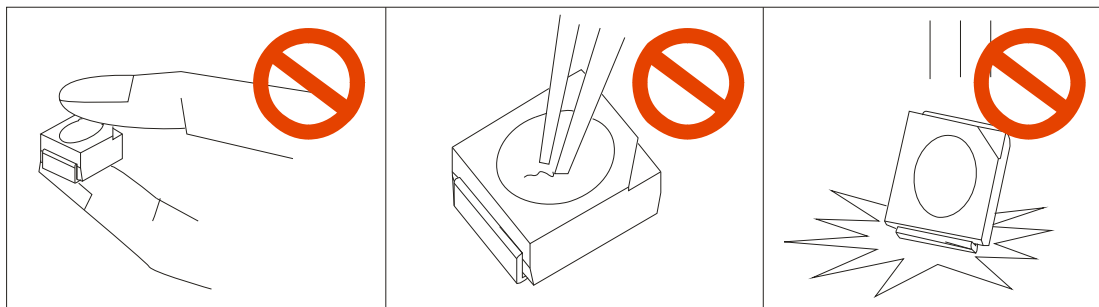
Thermal Design is paramount importance because heat generation may result in the Characteristics decline, such as brightness decreased, Color changed and so on. Please consider the heat generation of the LEDs when making the system design.

6. 其他事项:

Others

直接用手拿取产品不但会污染封装树脂表面，也可能由于静电等因素导致产品性能的改变。过度的压力也可能直接影响封装内部的管芯和金线，因此请勿对产品施加过度压力，特别当产品处于高温状态下，例如在回流焊接过程中。

When handling the product, touching the encapsulant with bare hands will not only contaminate its surface, but also affect on its optical characteristic. Excessive force to the encapsulant might result in catastrophic failure of the LEDs due to die breakage or wire deformation. For this reason, please do not put excessive stress on LEDs, especially when the LEDs are heated such as during Reflow Soldering.



LED 的环氧树脂封装部分相当脆弱，请勿用坚硬、尖锐的物体刮、擦封装树脂部分。在用镊子夹取的时候也应当小心注意。

The epoxy resin of encapsulant is fragile, so please avoid scratch or friction over the epoxy resin surface. While handling the product with tweezers, do not hold by the epoxy resin, be careful.

附录：分档标准、色度坐标图

Appendix: Grading Standard and Chromaticity Diagram

分档标准 Grading Standard

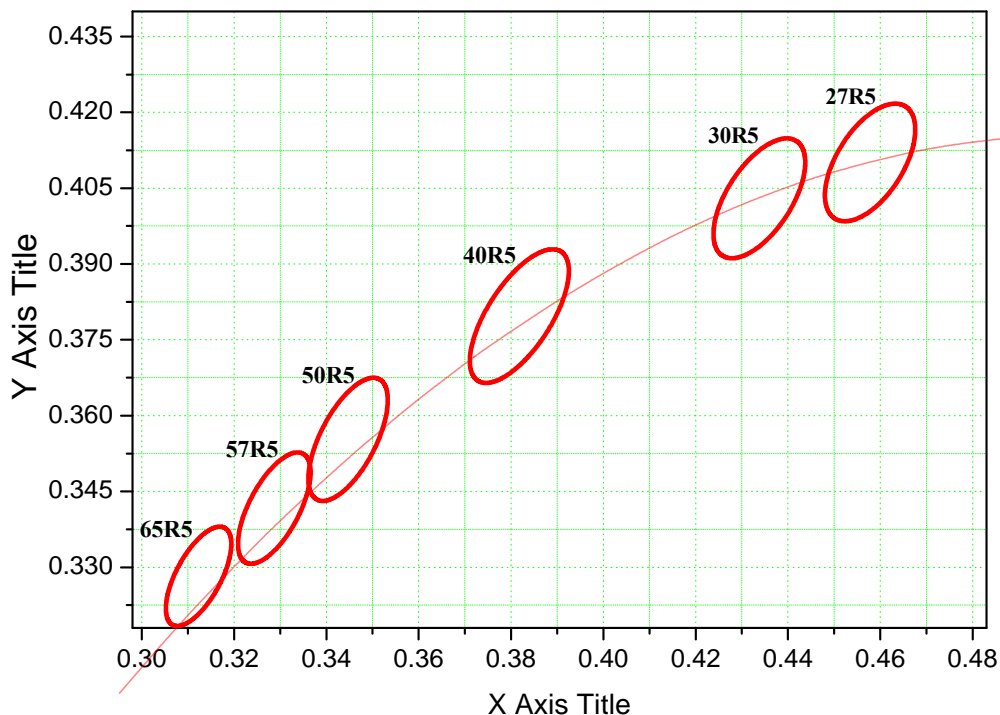
IF=100mA(Ts=25°C)

光通(lm)			电压(V)	
	最小值 MIN	最大值 MAX	最小值 MIN	最大值 MAX
4000K	126	130	8.8	9.0
/5000K	130	134	9.0	9.2
/6500K	134	144	9.2	9.4
3000K	117	121	9.4	9.6
	121	125		
	125	135		
2700K	112	116		
	116	120		
	120	130

There may be a change of Grading Standard for some customers.

色区分档 Chromaticity Diagram

立达信标准 (Leedarson standard) ($T_s=95^\circ\text{C}$)



色区名称	X	Y	a	b	θ	Step
65R5	0.3228	0.3400	0.00223	0.00095	58.57	5
50R5	0.3558	0.3669	0.00274	0.00118	59.62	5
40R5	0.3927	0.3886	0.00313	0.00134	53.72	5
30R5	0.4449	0.4100	0.00278	0.00136	53.22	5
27R5	0.4684	0.4152	0.0027	0.0014	53.7	5

*色坐标测试误差： ± 0.01 *Measurement Uncertainty： ± 0.01